



# ANNUAL REPORT

2012

## STATE OF POLICE SERVICE

In 2012 the Rock Falls Police Department responded to 16,739 "calls for service", of those, 266 were motor vehicle accidents. The department received a total of 4,218 "E911" calls.

In comparison in 2011 the "calls for service" totaled 16,573; of those, 299 were motor vehicles accidents. The department received a total of 3,763 "E911" calls.

With the patrol section of the department at 90% staffed overtime was down some areas. Court overtime was up but we have no control in the scheduling. The Telecommunication section is at 100% staffed and the overtime has decreased substantially

In Patrol one officer who was injured in a fight in 2010 is still out on disability.

We continue to stress the need for continuous training. The year 2012 was 296 hrs short compared to 2011 in training hours. In 2009 we were able to attend over 1600 hours of training. In 2010 this dropped over 450 hours to 1160 hours. In 2011 were able to regain over 100 hours to bring the training back up to 1260 hours. This is still over 400 hours below our training from the year 2009.

With the continuing change of laws, urban and rural crimes the department needs to stay up on all the possible training the officers and telecommunicators can obtain. This will result in an increase in the training budget because more classes are being held farther away and require hotels, meals and registration fees.

This is a major concern within the department. I believe we can continue to provide the services the citizens of Rock Falls expect and deserve.

## PERSONNEL UPDATE

**Resignations:**

None

**Retirements:**

None

**Disabilities:**

None

**Deaths:**

None

**Hiring's:**

None

**Appointments/Promotions:**

None

**Staffing Status:**

As of December 31<sup>st</sup> 2012 the department was staffed with 18 Sworn Officers and 7 Telecommunicators and one part-time records clerk. The department's full staffing level is 20 sworn officers and 7 Telecommunicators.


One Sworn Officer is on Light Duty pending a Disability Hearing.

With the increase in drug activity and violent crimes we began to see in the summer of 2012 we temporarily assigned one patrolman to the detective section to work on the drug activity. He was also able to assist in the handling of the other crimes referred to the detective section when he was on down time.

On January 2<sup>nd</sup> 2013 the department hired an officer to replace an officer who will be leaving the department for a Sheriff's officer position in the spring. The department will also be experiencing the retirement of a Sergeant in the late fall and one possibly two promotions.

# ROCK FALLS POLICE DEPARTMENT PERSONNEL

2012



# Rock Falls Police Department

2012

Position and Name	Years of Service
Chief Michael A. Kuelper	28yrs
Commander Tammy Nelson	19yrs
Commander Doug Coppotelli	14yrs
Detective Sgt. Jay Koett	21yrs
Sgt. John Worcester	18yrs
Sgt. Tim Fisher	16yrs
Sgt. Mark Davis	14yrs
Sgt. Herb Hall	10yrs
Ofc. James Hollaway	15yrs
Ofc. David Pilgrim	11yrs
Ofc. Jeremy Vondra	9yrs
Detective Veronica Jaramillo	7yrs
Ofc. Doug Wolber	6yrs
Ofc. Jon Cater	4yrs
Ofc. Charles Thomas	4yrs
Ofc. Sara Hartz	5yrs
Ofc. Jarrett Ludwig	2yrs
Ofc. Eric Gronlund	2yrs
Ofc. Betony Kilberg	1yr

# Rock Falls Police Department

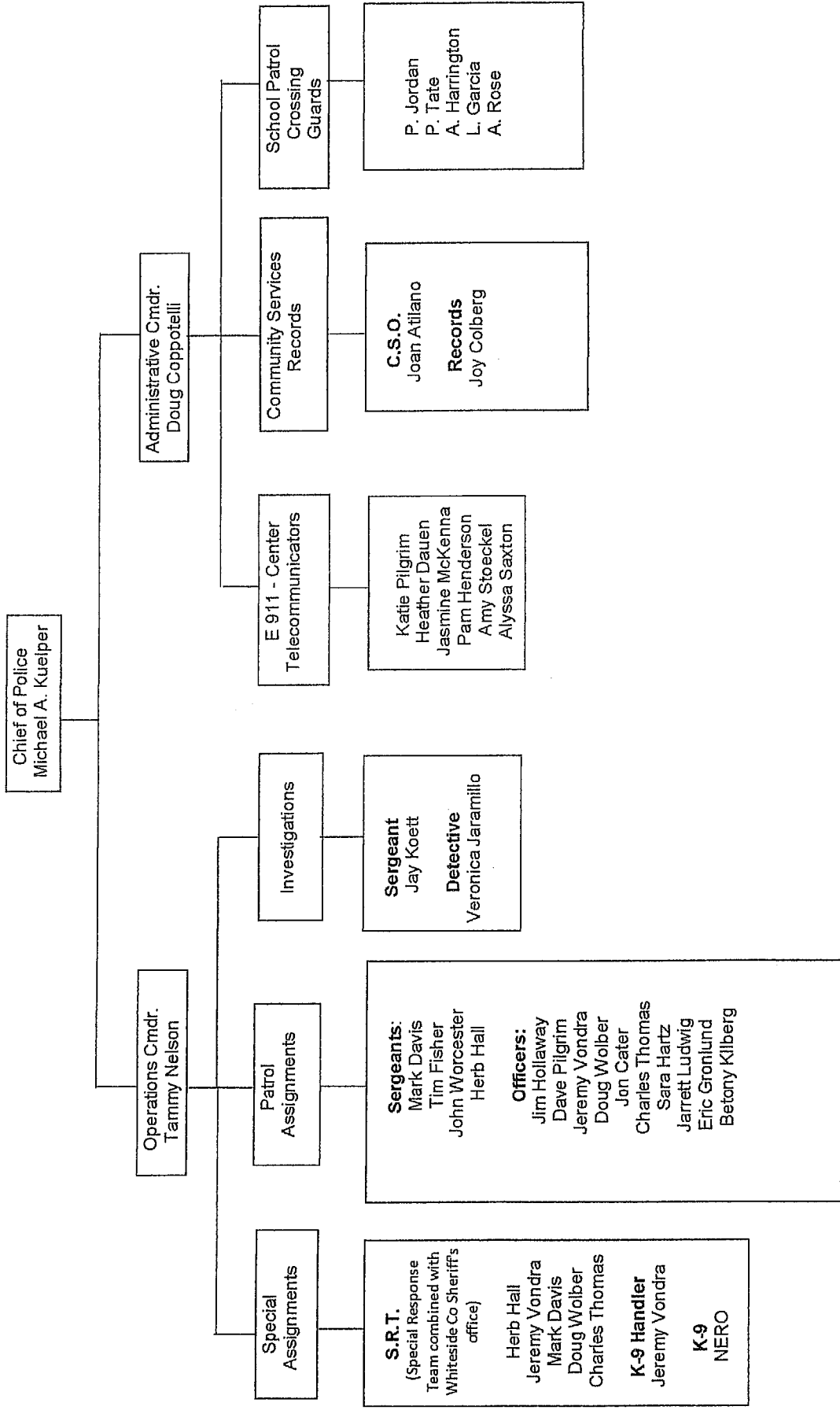
2012

<b>Position and Name</b>	<b>Years of Service</b>
Community Service Officer Joan Atilano	32yrs
Telecommunicator Katie Pilgrim	11yrs
Telecommunicator Pam Henderson	8yrs
Telecommunicator Amy Stoeckel	6yrs
Telecommunicator Heather Dauen	5yrs
Telecommunicator Jasmine McKenna	2yrs
Telecommunicator Alyssa Saxton	1yr
Records Clerk Joy Colberg	1yr

## **School Crossing Guards**

Paula Jordan	26yrs
Pamela Tate	8yrs
April Harrington	5yrs
Lu Ann Garcia	3yrs
Ann Rose	1yr

**ROCK FALLS POLICE DEPARTMENT**  
**Organization Chart - 12/31/2012**



# ROCK FALLS POLICE OFFENSES AND ARREST STATS

## 2012 REPORT





**ROCK FALLS POLICE DEPARTMENT  
TOTAL ARRESTS FOR 2012  
2012 ANNUAL REPORT**

Officers	DUI's	Adult Criminal Arrests	Juvenile Criminal Arrests	Warrant Arrests	IVC's Issued	City Ord. Violation	Written Warnings
Sgt Koett *	0	2	0	0	0	0	0
Sgt Worcester	1	37	4	9	51	28	15
Sgt Davis	0	32	2	5	51	17	2
Sgt Fisher	0	4	0	0	0	0	0
Sgt Hall	1	32	7	18	33	8	3
Ofc Ludwig	0	4	1	8	40	12	13
Ofc Hartz	3	25	19	17	99	59	7
Ofc Hollaway	7	55	6	5	69	25	27
Ofc Thomas	3	13	15	12	122	60	40
Ofc Pilgrim	3	14	5	5	75	13	25
Ofc Vondra	1	2	6	1	37	13	13
Ofc Wolber *	0	8	2	9	23	4	1
Ofc Cater	1	12	9	16	92	29	17
Det Jaramillo *	0	7	2	3	3	0	0
Ofc Gronlund	2	15	7	37	162	42	30
Ofc Kilberg	2	14	9	17	253	73	92
<b>TOTALS</b>	<b>24</b>	<b>276</b>	<b>94</b>	<b>162</b>	<b>1110</b>	<b>383</b>	<b>285</b>

\*

**See investigation section of report for more detailed arrest summary**

The majority of the investigations by the Detectives results in obtaining warrants. Those warrants lead to the arrests of the suspects by other officers, agencies and states. These are not reported back to our department so the arrests stats are always low for the detectives.

**ROCK FALLS POLICE DEPARTMENT**  
**PART 1 OFFENSES**  
**2012**

**Part 1 OFFENSES:**

Those crimes that were chosen as an index, by the Federal government,  
to determine the Crime rate nationwide.

<b>OFFENSE</b>	<b>2007</b>	<b>2008</b>	<b>2009</b>	<b>2010</b>	<b>2011</b>	<b>2012</b>
Homicide	0	5	0	1	2	0
Criminal Sexual Assault	14	16	13	13	20	7
Robbery	5	2	2	2	6	4
Agg. Assault and Agg Battery	150	165	159	21	14	22
Burglary	94	85	102	83	102	62
Theft	277	362	495	441	480	357
Motor Vehicle Theft	24	24	13	13	18	16
Arson	1	2	2	2	3	1
Possesion of Cannabis	28	28	19	20	20	35
Possession of Controlled Sub.	18	9	3	7	10	13
Drug Paraphernalia	24	16	8	4	11	9
Resisting a Police Officer	unk	36	19	10	12	6
Obstructing Justice	24	27	5	6	3	2
<b>TOTALS</b>	<b>659</b>	<b>777</b>	<b>840</b>	<b>623</b>	<b>701</b>	<b>534</b>

**ROCK FALLS POLICE DEPARTMENT**  
**PART 1 ARRESTS**  
**2012**

**Part 1 ARRESTS**

Those crimes that were chosen as an index, by the Federal government,  
to determine the Crime rate nationwide.

<b>OFFENSE</b>	<b>ADULT</b>	<b>JUVENILE</b>	<b>TOTAL</b>
Homicide	0	0	0
Criminal Sexual Assault	2	0	2
Robbery	1	0	1
Agg. Assault and Agg Battery	8	5	13
Burglary	13	6	19
Theft	3	4	7
Motor Vehicle Theft	4	0	4
Arson	1	0	1
Possesion of Cannabis	31	5	36
Possession of Controlled Sub.	14	0	14
Drug Paraphernalia	19	7	26
Resisting a Police Officer	17	3	20
Obstructing Justice	7	1	8
	<b>120</b>	<b>31</b>	<b>151</b>

**ROCK FALLS POLICE DEPARTMENT  
PART II OFFENSES  
2012**

**Part II OFFENSES:**

Those crimes that were chosen as an index, by the government,  
of the State of Illinois to determine the Crime rate.

<b>OFFENSE</b>	<b>2007</b>	<b>2008</b>	<b>2009</b>	<b>2010</b>	<b>2011</b>	<b>2012</b>
Deception	73	76	91	66	88	106
Criminal Damage / Trespass	275	200	345	303	267	324
Deadly Weapons Offense	2	0	9	12	3	8
Sex Offenses	14	11	13	25	23	13
Ofenses Involving Children	170	125	112	165	167	313
Cannabis Control Act	18	26	19	20	20	15
Controlled Substance Act	20	9	3	7	7	10
Drug Parapernailia	74	62	36	4	11	13
Motor Vehicle Offenses	1307	1443	1821	1183	1113	1534
Disorderly Conduct	799	805	801	789	782	747
Interference w/ a Police Ofc.	15	7	6	16	17	6
Kidnapping / Abduction	2	0	1	1	2	0
<hr/>						
<b>TOTALS</b>	<b>2769</b>	<b>2764</b>	<b>3257</b>	<b>2591</b>	<b>2500</b>	<b>3089</b>

# ROCK FALLS POLICE DEPARTMENT

## MAJORITY OF CALLS FOR SERVICE

<b>TYPE OF CALLS FOR SERVICE</b>	<b>2011</b>	<b>2012</b>
Deceptive Practices, Fraud, Forgery	76	105
Criminal Damage to Property	199	224
Criminal Trespass to Vehicle, Land, Residence	68	87
Unlawful Use of Weapon, Weapon Calls	3	8
Criminal Sexual Abuse, Misdemeanor Sex Charges	18	13
Child Neglect, Child Abuse, Endangering the life of a child	36	32
Runaways, Curfew, Minors Requiring Authorative Intervention	180	214
Reckless Driving	85	105
Disorderly Conduct, Telephone Harassment	841	863
Fireworks	59	39
Domestic Violence, Domestic Battery, Visitation Violations	293	294
Warrant Arrests, In-state and Out of State	341	323
Assist Other Agencies, City Departments	1498	1158
Alarms (Burglary, Hold Up, Bank, Smoke, Fire)	194	200
Suspicious Auto, Noise, Persons	603	664
Fingerprinting	131	103
Animal Calls (Dog, Strays, Bites, other)	395	206
Mental Health Problems (Suicides, Attempts, Assists)	54	49
Sex Offender Registration	149	225
Motorists Assists, Traffic Control, Escorts	323	227
Vehicle Lock Outs	203	252
Civil Complaints	430	502
Public Complaints	276	274
Medical Assists	153	124
Follow Up to Calls, Investigations	1373	1046
Ordinances	493	522
<b>TOTAL</b>	<b>8474</b>	<b>7859</b>

MUNICIPAL CODE VIOLATION NOTICE CITATION  
 CITY OF ROCK FALLS, ILLINOIS  
 CODE HEARING DEPARTMENT

RF No **21076**  
 DOCKET # \_\_\_\_\_  
 ADMINISTRATIVE ADJUDICATION

CITY OF ROCK FALLS, ILLINOIS  
 PETITIONER  
 VS.

TYPE OF VIOLATION  
 PARKING     CODE  
 EQUIPMENT     ALL OTHER

DEFENDANT	NAME _____		
	LAST	FIRST	MIDDLE
	ADDRESS _____		
	CITY _____		STATE _____ ZIP _____
	DLN _____		CDL STATE _____
	EYES _____	Ht. _____	Wt. _____ Sex _____ Race _____ D.O.B. ____/____/____
	SS# _____	Phone No. (    ) _____ Photo ID Y N	
VEHICLE	Registration No. _____ State _____ Year _____		
	Vin: _____		
	Make _____	Model _____	Color _____ Year _____

THE UNDERSIGNED STATES THAT ON \_\_\_\_/\_\_\_\_/\_\_\_\_ AT \_\_\_\_ M

The Defendant did unlawfully commit the following offense:

(Nature of Violation)

IN VIOLATION OF ORDINANCE / STATUTE NO. \_\_\_\_\_

AT \_\_\_\_\_

(Location of Offense)

Rock Falls, Whiteside County, IL

RFPD Case # \_\_\_\_\_

APPEARANCE	<input type="checkbox"/> YOU ARE HEREBY SUMMONED TO APPEAR AT THE HEARING IN PERSON AT <b>212 3<sup>rd</sup> AVENUE, STERLING, ILLINOIS</b> ON ____/____/____ AT ____ AM Those violations checked "YOU ARE HEREBY SUMMONED" cannot be settled by prepayment. A complaint has been filed and will require a personal appearance at the adjudication hearing. <i><u>Failure to appear may result in a default judgment being entered against you and the imposition of the maximum fine provided by law for each alleged offense cited on this notice of violation.</u></i>
	<input type="checkbox"/> MINIMUM FINE FOR THIS VIOLATION IS \$ ____ .00 If payment is not made on or before the hearing date, the violator must appear on that date and time at the scheduled hearing.

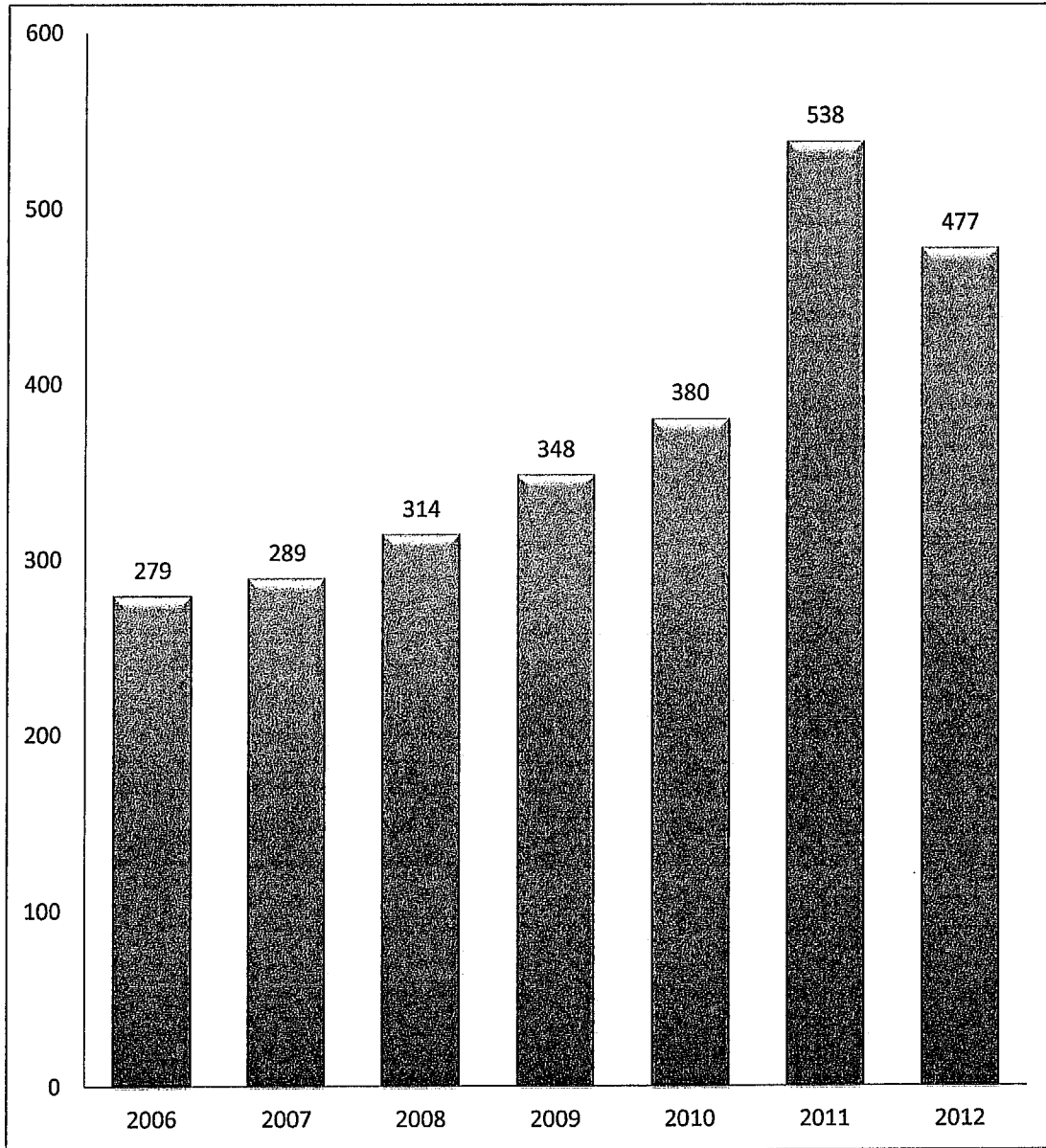
PAYMENT	PAYMENTS MAY BE MADE IN PERSON OR BY MAIL AT THE CITY OF ROCK FALLS POLICE DEPARTMENT, 1013 7 <sup>th</sup> AVENUE, ROCK FALLS, ILLINOIS 61071, OR AT THE SECURE WEB SITE OF <a href="http://www.violationspayment.com">www.violationspayment.com</a> <i><u>Failure to appear may result in a default judgment being entered against you and the imposition of the maximum fine provided by law for each alleged offense cited on this notice of violations.</u></i>								
	<table border="1"> <tr> <th>MONTH</th> <th>DAY</th> <th>YEAR</th> <th>TIME</th> </tr> <tr> <td> </td> <td> </td> <td> </td> <td> </td> </tr> </table>	MONTH	DAY	YEAR	TIME				
	MONTH	DAY	YEAR	TIME					
Under penalties as provided by law for false certification pursuant to Section 735 ILCS 5/1-109 of the Illinois Code of Civil Procedure, the undersigned certifies that the statements set forth in the Instrument are true and correct.									

Date \_\_\_\_/\_\_\_\_/\_\_\_\_ (Signature and identification of Officer or other Complainant) ID# \_\_\_\_\_

**ROCK FALLS POLICE DEPARTMENT  
CITY CITATIONS  
2012 ANNUAL REPORT**

<b>OFFENSE</b>	<b>2006</b>	<b>2007</b>	<b>2008</b>	<b>2009</b>	<b>2010</b>	<b>2011</b>	<b>2012</b>
<b>PARKING</b>							
OVERTIME	112	81	85	79	251	69	56
FIRE HYDRANT	0	1	2	4	0	0	1
PARKING / FIRE LANE	0	5	54	32	4	5	1
HANDICAPPED	10	22	2	4	5	5	2
OTHER	0	0	15	0	67	19	9
<b>Subtotal</b>	<b>122</b>	<b>109</b>	<b>158</b>	<b>119</b>	<b>327</b>	<b>98</b>	<b>69</b>
<b>ANIMAL CONTROL</b>							
RUNNING LOOSE	64	104	76	58	6	66	38
BARKING DOGS	3	0	1	62	5	6	8
OTHER	0	0	0	0	0	0	0
<b>Subtotal</b>	<b>67</b>	<b>104</b>	<b>77</b>	<b>120</b>	<b>11</b>	<b>72</b>	<b>46</b>
<b>ORDINANCE</b>							
GARBAGE	26	22	8	10	6	0	10
ILLEGAL BURN	31	11	4	15	5	18	6
VEHICLES	11	26	8	17	6	0	5
WEEDS	0	2	0	10	0	7	3
JUNK	2	4	7	6	10	27	7
TRUANCY	0	0	0	0	0	1	20
CURFEW	0	0	0	0	0	33	43
<b>Subtotal</b>	<b>70</b>	<b>65</b>	<b>27</b>	<b>58</b>	<b>27</b>	<b>86</b>	<b>94</b>
<b>TOBACCO / ALCOHOL</b>							
Tobacco MINOR POSSESSION	10	8	49	47	13	7	10
Tobacco SELL TO MINOR	10	3	3	4	2	1	4
Alcohol MINOR POSSESSION	0	0	0	0	0	2	9
Alcohol CONSUMPTION	0	0	0	0	0	16	9
Drugs Adult / Juvenile	0	0	0	0	0	12	18
Drugs PARAPHERNALIA	0	0	0	0	0	14	15
<b>MISC, CRIMINAL AND VEHICLE</b>							
	0	0	0	0	0	230	203
<b>Subtotal</b>	<b>20</b>	<b>11</b>	<b>52</b>	<b>51</b>	<b>15</b>	<b>282</b>	<b>268</b>
<b>TOTAL VIOLATIONS</b>	<b>279</b>	<b>289</b>	<b>314</b>	<b>348</b>	<b>380</b>	<b>538</b>	<b>477</b>

## City Ordinance Violations



The year 2012 was the second full year of the Municipal Court System

Overtime Parking violations are down because of the passage of the three hour downtown parking ordinances vs the ninety minute parking.

There were 214 city ordinance traffic violation citations issued.


There were 239 city ordinance violations issued with 131 closed (guilty, compliance obtained ).

The current fines owed as of 12/31/2012 was \$26,215.00 for all the violations.

The current fines collected as of 12/31/2012 was \$18,120.00 before expenses.

There were approx. twenty-nine cases sent to collections.

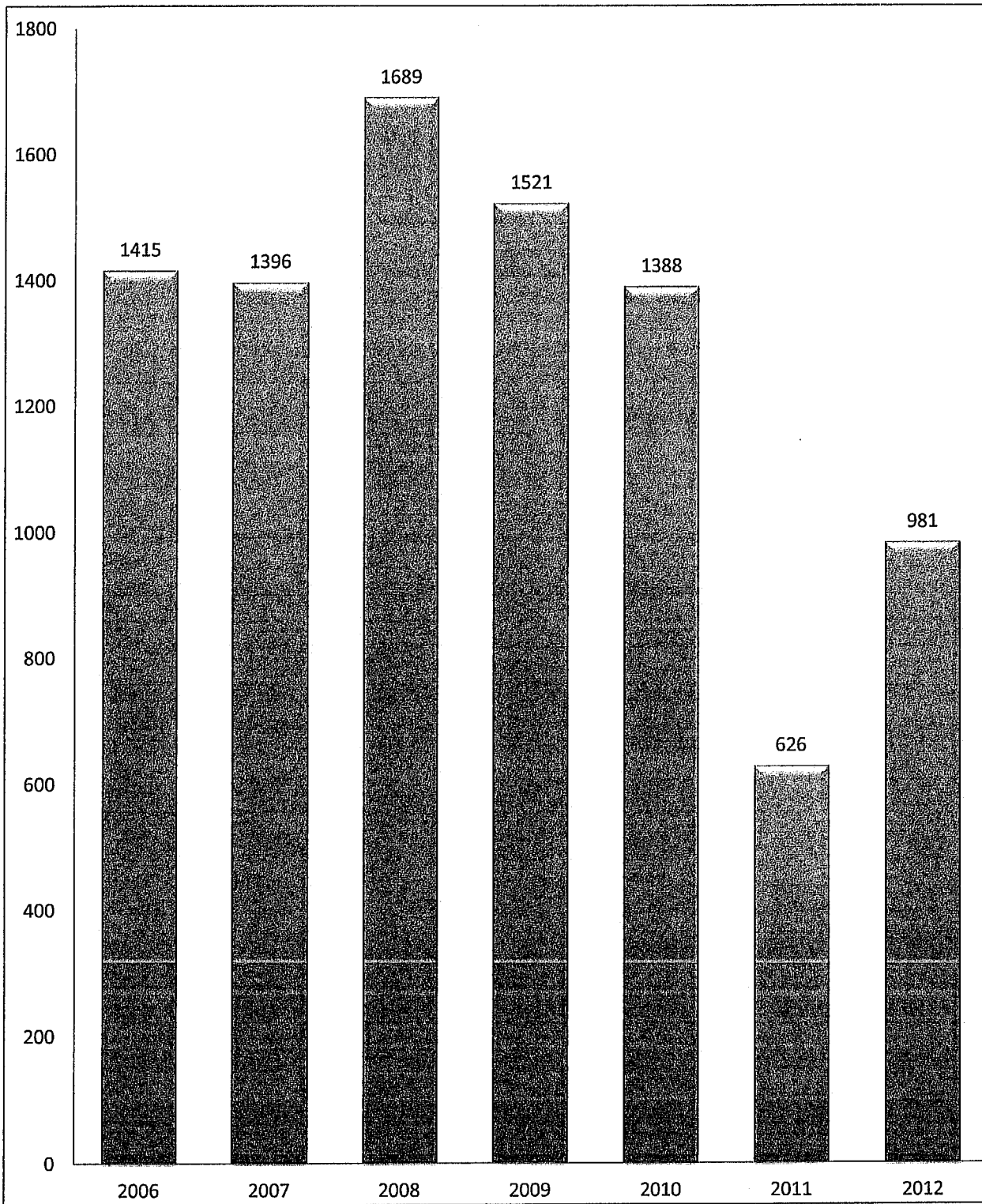




**ROCK FALLS POLICE DEPARTMENT  
TRAFFIC ARRESTS  
2012 ANNUAL REPORT**

<b>OFFENSE</b>	<b>2006</b>	<b>2007</b>	<b>2008</b>	<b>2009</b>	<b>2010</b>	<b>2011</b>	<b>2012</b>
DUI	28	15	38	30	25	15	24
OPEN LIQUOR	39	15	15	11	11	7	4
RECKLESS DRIVING	6	1	0	2	3	1	0
REGISTRATION OFFENSES	54	41	30	66	48	10	63
NO INSURANCE	235	98	123	124	67	62	126
NO DRIVER'S LICENSE	61	26	48	44	38	27	37
SUSPENDED/REVOKED D/L	64	88	83	74	69	75	71
FLEEING /ELUDING POLICE	10	4	6	2	5	2	3
SPEEDING	414	615	696	655	634	183	356
TRAFFIC SIGN VIOLATIONS	89	64	117	114	73	39	80
TRAFFIC SIGNAL VIOLATION	94	73	116	66	81	48	50
IMPROPER LANE USAGE	49	41	44	46	28	24	14
IMPROPER TURNS	6	12	1	1	2	3	4
FAILURE TO YIELD	34	49	35	30	36	20	20
FAILURE TO REDUCE SPEED	110	42	53	40	45	32	39
EQUIPMENT VIOLATION	40	61	49	24	17	6	20
SAFETY BELT VIOLATIONS	33	69	117	121	51	11	34
OTHER VIOLATIONS	49	82	118	71	155	61	36
<b>TOTALS</b>	<b>1415</b>	<b>1396</b>	<b>1689</b>	<b>1521</b>	<b>1388</b>	<b>626</b>	<b>981</b>

### TRAFFIC ARRESTS since 2006



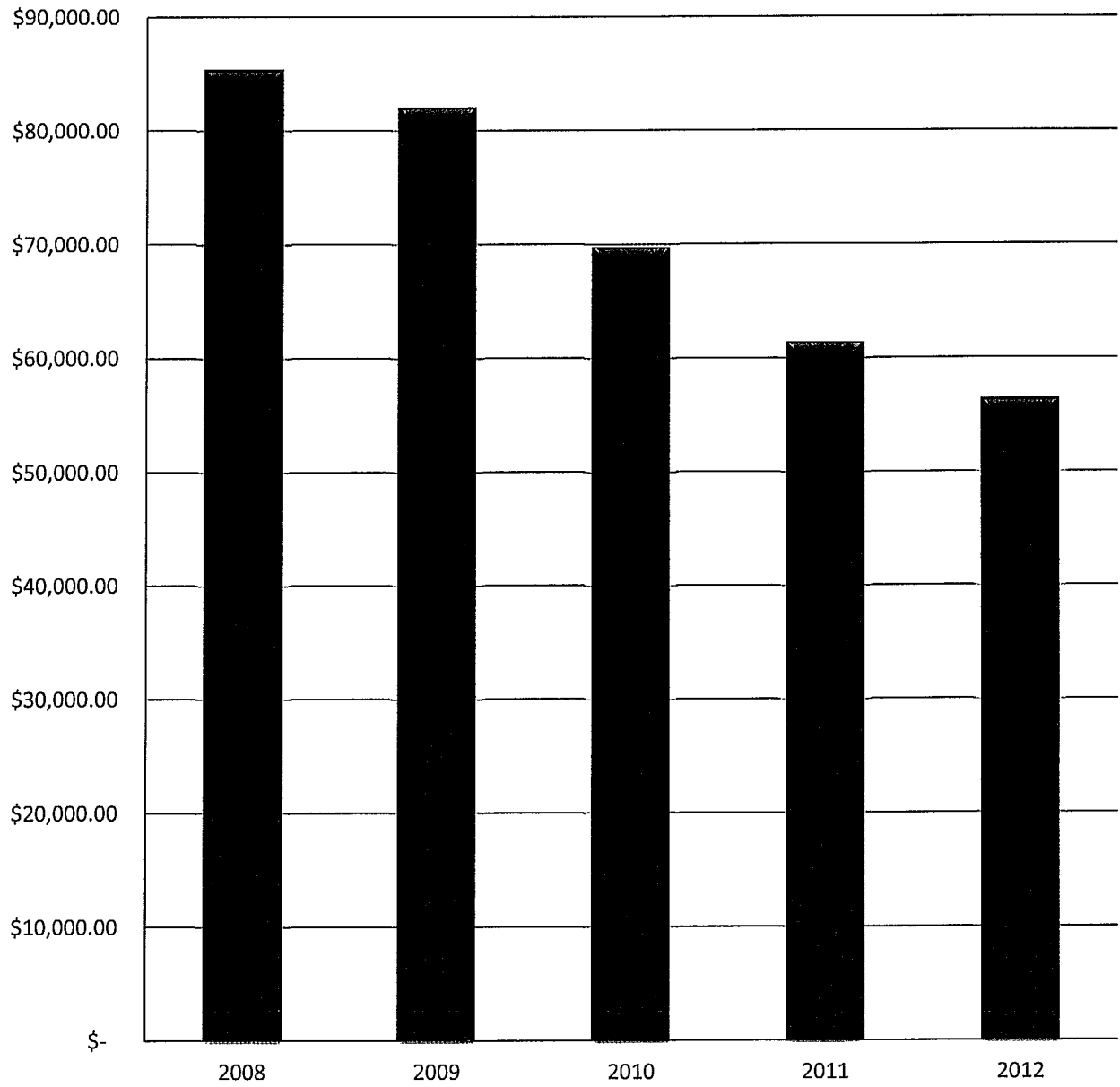
**ROCK FALLS POLICE DEPARTMENT  
TRAFFIC FINE MONEY RECEIVED FROM COURT CONVICTIONS  
2012 ANNUAL REPORT**

<b>MONTH</b>	<b>2008</b>	<b>2009</b>	<b>2010</b>	<b>2011</b>	<b>2012</b>
January	\$ 5,683.30	\$ 8,694.32	\$ 7,678.29	\$ 6,852.81	\$ 4,872.01
February	\$ 6,697.29	\$ 7,309.02	\$ 5,779.70	\$ 5,067.37	\$ 4,876.47
March	\$ 6,617.51	\$ 6,798.58	\$ 10,133.08	\$ 6,508.74	\$ 5,214.98
April	\$ 7,793.93	\$ 6,199.77	\$ 4,312.02	\$ 5,351.99	\$ 4,337.31
May	\$ 10,680.74	\$ 7,767.08	\$ 5,236.45	\$ 5,169.83	\$ 3,591.60
June	\$ 7,349.18	\$ 6,931.80	\$ 4,251.52	\$ 5,620.12	\$ 4,621.29
July	\$ 5,624.35	\$ 7,643.10	\$ 4,950.25	\$ 4,167.19	\$ 4,428.06
August	\$ 10,583.49	\$ 4,478.88	\$ 5,406.75	\$ 6,327.70	\$ 4,950.73
September	\$ 6,154.07	\$ 7,735.11	\$ 5,735.02	\$ 4,124.70	\$ 5,038.49
October	\$ 6,309.61	\$ 7,753.77	\$ 4,567.35	\$ 3,067.62	\$ 4,835.91
November	\$ 4,176.28	\$ 4,989.75	\$ 5,126.21	\$ 5,362.77	\$ 5,301.37
December	\$ 7,682.01	\$ 5,727.64	\$ 6,556.79	\$ 3,715.65	\$ 4,308.54
<b>TOTALS</b>	<b>\$ 85,351.76</b>	<b>\$ 82,028.82</b>	<b>\$ 69,733.43</b>	<b>\$ 61,336.49</b>	<b>\$ 56,376.76</b>

Traffic Fine money received is based on what the court collects from the violater after the disbursements are made to the other state mandated recipients court supervsion, failure to appear or pay fines and extend payment times.

The lower amounts shown over the past three years are due to Officers issuing city ordinance tickets (MSI) to the violaters which result in the fine amounts going directly to the city instead of through the court system (see attached report in regards to MSI) .

### Traffic Fine Money for 5 years

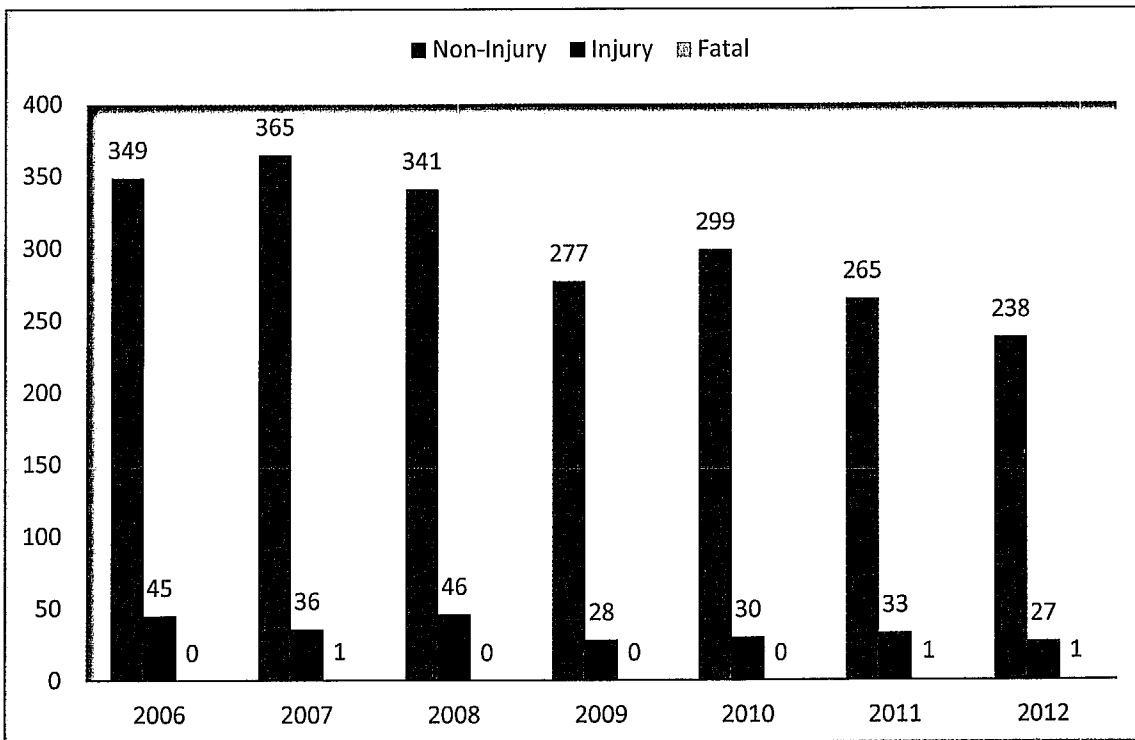


# ROCK FALLS POLICE DEPARTMENT

## TRAFFIC ACCIDENTS

### 2012 ANNUAL REPORT

YEAR	2006	2007	2008	2009	2010	2011	2012
Non Injury	349	365	341	277	299	265	238
Injury	45	36	46	28	30	33	27
Fatal	0	1	0	0	0	1	1
<b>TOTALS</b>	<b>394</b>	<b>402</b>	<b>387</b>	<b>305</b>	<b>329</b>	<b>299</b>	<b>266</b>



As of 12/31/2012

# ROCK FALLS POLICE DETECTIVE SECTION

## 2012 REPORT



**ROCK FALLS POLICE DETECTIVE SECTION  
ARREST SUMMARY 2012**

Aggravated Arson	1
Aggravated Assault	1
Aggravated Criminal Sexual Assault	1
Aggravated Fleeing and Eluding	1
Aggravated Possession of Child Pornography	1
Arson	1
Attempted Murder	1
Burglary	10
Criminal Sexual Abuse	1
Criminal Sexual Assault	1
Criminal Trespass	1
Delivery of Controlled Substance	8
Disorderly Conduct	3
Domestic Battery	1
Driving While License Revoked	1
Driving While License Suspended	2
Home Invasion	2
Intimidation	1
Possession of Cannabis (misdemeanor)	3
Possession of Cannabis with intent to deliver	1
Possession of Controlled Substance	3
Possession of Controlled substance w/ intent to deliver	2
Possession of Drug Paraphernalia	2
Robbery	1
Theft	1
Warrant Arrests	5
<b>TOTAL ARRESTS</b>	<b>56</b>




**ROCK FALLS POLICE DETECTIVE SECTION  
DRUG EXPENDITURE / SEIZURE SUMMARY  
2012**

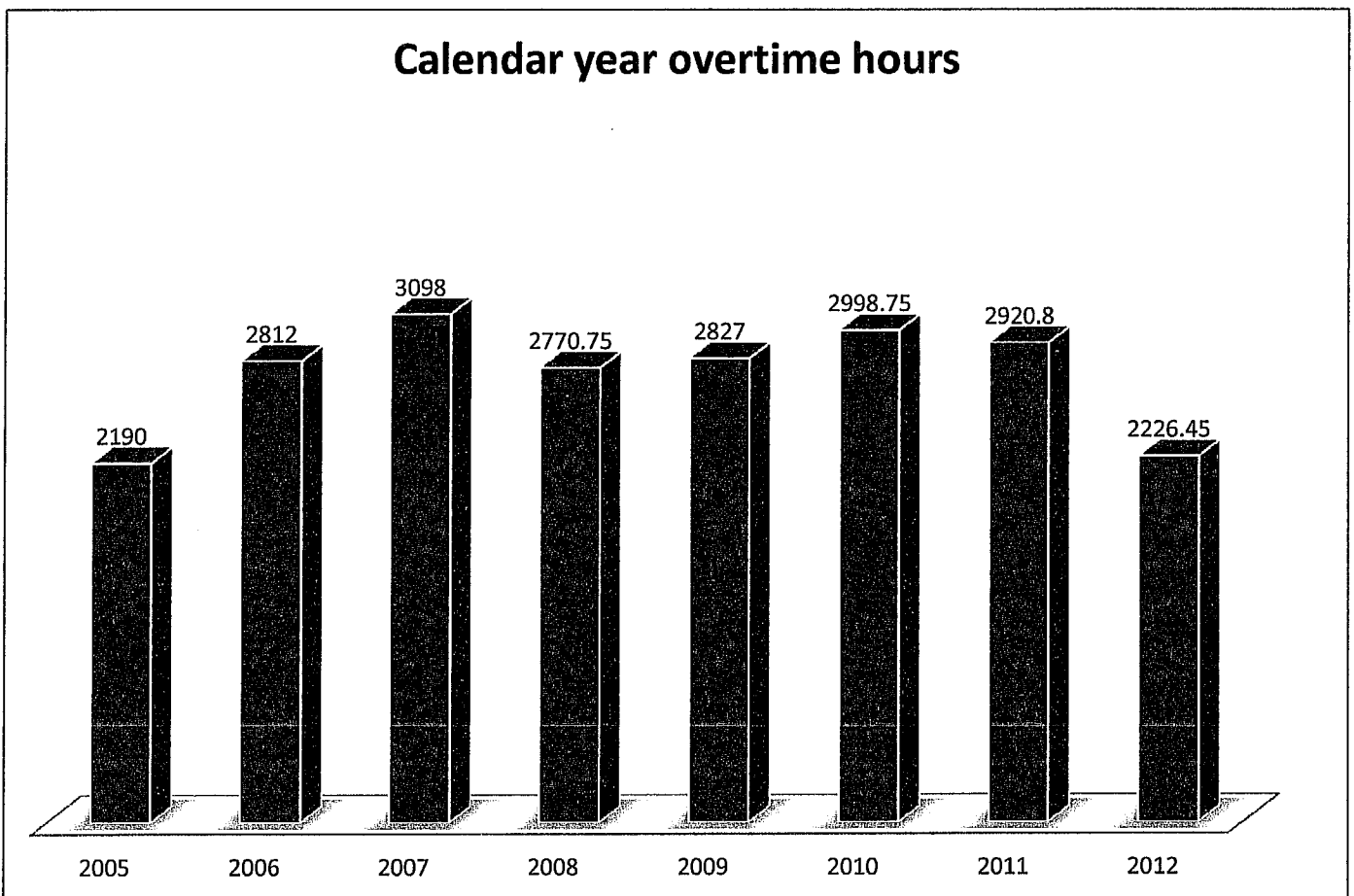
<b>ITEMS SEIZED:</b>	<b>APPROX. VALUE</b>
2000 Pontiac Grand Prix	\$ 2,300.00
LG Cell Phone	\$ 100.00
Cash (Seized or Pending)	\$ 7,410.00
Real Estate (Pending Court case)	\$ 500,000.00
<b>TOTAL SEIZURES OR PENDING SEIZURES</b>	<b>\$ 509,810.00</b>
 <b>EXPENITURES:</b>	
Controlled Buys	\$ 2,150.00
Informant payments	\$ 375.00
<b>TOTAL EXPENSES</b>	<b>\$ 2,525.00</b>

# ROCK FALLS POLICE OVERTIME STATS

## 2012 REPORT



	2005	2006	2007	2008	2009	2010	2011	2012
January	138.5	249.25	211	183	236.75	101	279	125.25
February	145.75	190.25	163	227.5	167	121.25	286	207.25
March	152.25	240.5	276.25	153.5	202.5	281.75	237.8	167.75
April	271.75	199.75	152.25	231	292.75	318.5	187.5	163
May	116.5	181	189.5	268.3	198.5	367.75	249.8	161.5
June	215.75	156.5	341	217.8	268.25	286.75	133.5	154.95
July	268.5	175.5	400.5	256	267.75	207.75	156	224.5
August	167.5	286.75	282.75	253.3	299.5	98.25	241	249.5
September	240.25	278.75	235.5	253	349.5	293.25	260.8	214.75
October	183	383.25	285.5	272.8	262.25	312.75	375.3	233
November	124.25	250.25	245	200	162	297	313.3	162.25
December	166	220.25	315.75	254.8	120.25	312.75	201	162.75
	<b>2190</b>	<b>2812</b>	<b>3098</b>	<b>2771</b>	<b>2827</b>	<b>2998.75</b>	<b>2921</b>	<b>2226.5</b>



Overtime is broken down into ten categories. They are: Court, Shift Coverage, Radio Coverage, Training, Doubleback, Extended Tour Emergency Call out, Temporary Assignment Pay, Other and Department Details. Vacation, Time Off and Sick time coverage involves the most overtime when the department is not fully staffed. The year 2005 was the last year the department was fully staffed and had no major work related injuries.

MONTHLY OVERTIME BREAKDOWN

	Jan-12	Feb-12	Mar-12	Apr-12	May-12	Jun-12
Court	13.25	54	11	20.5	29.75	10.75
Shift Coverage.	24	27.5	25.5	34.75	46.5	42.25
Radio Coverage	12.5	0	13.25	8	4	11.5
Training	6.75	26.5	38.25	24	14	8
Double Back	0	0	0	0	0	0
Ext. Tour	17	2.5	12.75	5.5	5.75	20.45
Emer Call-Out	3	5	8.5	14.5	11	0
TAP	17	19	22	18	31	19
Other	25.75	13.25	38.5	31.75	14	39
Dept. Detail	6	59.5	0	6	5.5	4

	Jul-12	Aug-12	Sep-12	Oct-12	Nov-12	Dec-12
Court	22.75	24	12.25	22.75	17.25	25.25
Shift Coverage	91	54.25	55	96.5	16	49
Radio Coverage	26.5	35	24.5	14	4	0
Training	10	32	26	18	30	16
Double Back	0	0	0	0	0	0
Ext. Tour	8.75	19	9.5	12.5	7.75	3.5
Emer Call-Out	15.5	13	1	4	5	12.5
TAP	20	30	22	24	19	27
Other	26	30	13	25	19	20
Dept. Detail	4	12	51.5	16.25	44.25	9.5

# K-9 Nero

## Activity Report for 2012



# **K-9 YEAR END REPORT**

**2012**

During the year of 2012, Nero's first full year on duty, he was called upon to assist with 55 vehicle searches for narcotics, 14 building searches for narcotics, 6 tracks of fleeing subjects, 4 building searches for possible intruders, 2 area searches for fugitives, 5 search warrants, 9 criminal apprehensions, 3 article searches, 6 school searches, and 8 public demonstrations. Nero's capabilities were called upon approximately 108 times throughout the year.

As a result of these incidences, approximately 59.5 grams of cannabis, 4.5 grams of cocaine, and 37 grams of crack cocaine were seized. Nero also assisted in the location of a switch blade knife from a vehicle with narcotics in it. He also assisted in locating 19 items of drug paraphernalia. In addition to the 5 search warrants which Nero provided security for other officers, he assisted in searching numerous residences for Rock Falls Police Dept. and other departments one of which revealed a large number of live cannabis plants in a grow operation. \$968.00 in cash was seized. 51 persons were arrested on various charges.

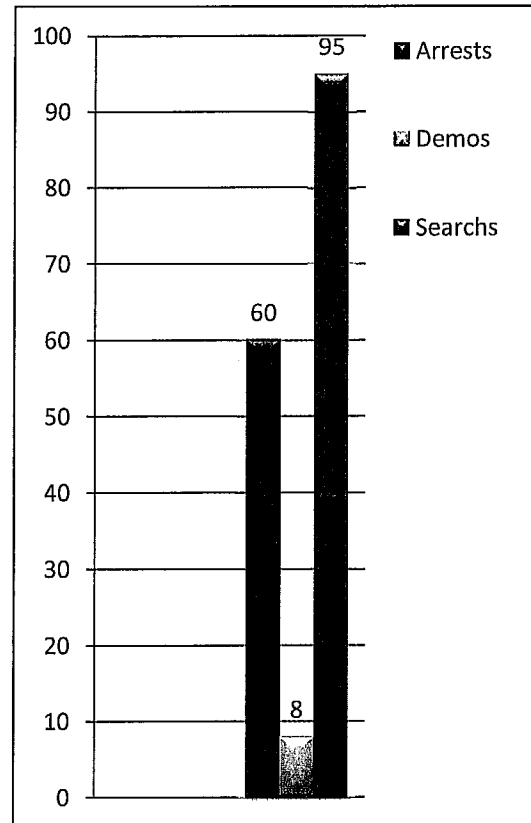
There were no notable health problems with Nero in the year of 2012.

**Patrol Officer Jeremy Vondra**

## 2012 Year end report on activity by K-9 Nero

		Search Warrant	Track	Article Search	Building Search	Area Search	School Search	Narc Building
January	9						1	
February	7		1				2	3
March	4							1
April	7							
May	3	1	1		3	1		1
June	3	1	2					2
July	3		1					3
August	3	1	1	2		1		1
September	2	1					1	1
October	4			1			2	
November	6	1			1			2
December	4							
Totals	55	5	6	3	4	2	6	14

	Apprehend/ Attempt PU	K-9 Demo	Arrests	Total
January			7	10
February	1		8	14
March	4	1	4	10
April		2	2	9
May	1	1	1	11
June		1	5	8
July	1	1	5	9
August	1		5	9
September		2		6
October			4	7
November			6	10
December	1		4	5
Totals	9	8	51	108

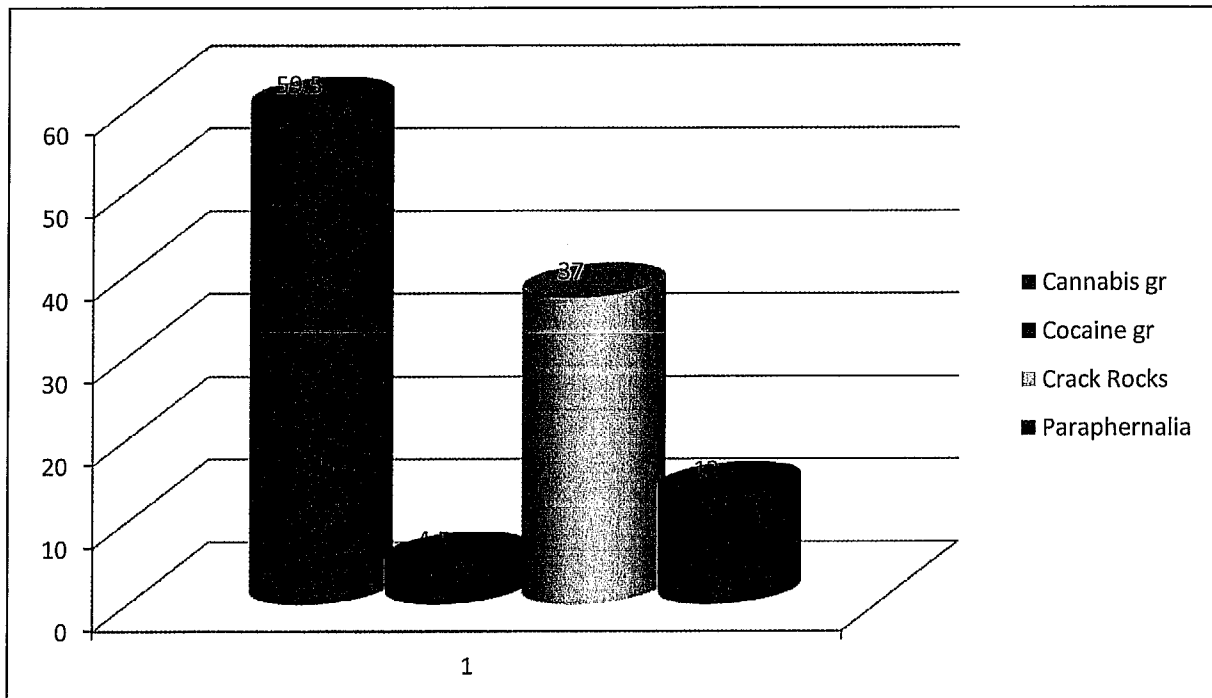


## K-9 Nero Seizures

### Seized Narcotics by grams, items or contraband

	Drug					
	Cannabis	Cocaine	Crack	Paraphernalia	Weapons	Other
January	2.5			1		
February	10	2.5		1		3 cigarettes
March	12.5			2		
April	2.5			1		
May						
June	4.5		37	1		\$ 968.00
July				1	Knife	
August	2.5			1		
September						Cannabis Plants
October	2.5			3		
November	20	2		2		
December	2.5					

<b>59.5</b>	<b>4.5</b>	<b>37</b>	<b>13</b>
-------------	------------	-----------	-----------




Cannabis gr	59.5	Cocaine gr	4.5	Crack Rocks Paraphernalia	37 13
-------------	------	------------	-----	------------------------------	----------



# ROCK FALLS POLICE DEPARTMENT TRAINING

2012



# ROCK FALLS POLICE DEPARTMENT TRAINING

2012

CLASSES	HOURS	OFFICERS
Criminal Interview and Interrogations	96	Ludwig, Cater, Thomas, Gronlund
Firearms Instructor	32	Pilgrim
Sex Offender Registration	16	Kuelper, McKenna
NILEAA Chief's Seminar	16	Kuelper
Offender Watch	8	Kuelper
ICE	8	Kuelper
IL Law Enforcement Alarm Training	16	Kuelper
Shining Star	16	Jaramillo
Intoximeter School	32	Kilberg
ELED Certification	64	Stoeckel, Bartel, Saxton, Hendeson
Meth Awareness	12	Vondra, Gronlund, Jaramillo
Terrorist/ Locate/ FBI Training	16	Kuelper/Coppotelli
Taser Re-Certification	60	All Officers
Midwest Expo Training	16	Kuelper
Illinois Assoc. Of Chief s	16	Kuelper
IAPEM Conference	24	Jaramillo
Police Memorial	8	Kuelper, Wolber
Internet Investigation Training	16	Hartz
Tactical Warrant Service	40	Koett
LMS training	16	Stoeckel, Kuelper
CATS K-9	24	Vondra, Nero
Police Management	32	Nelson

# ROCK FALLS POLICE DEPARTMENT TRAINING

2012

CLASSES	HOURS	OFFICERS
Rapid Deployment	40	Hartz, Jaramillo, Hollaway Gronlund, Kilberg
EMD	24	Saxton
Media for First Responders	24	Kuelper, Coppotelli, Nelson
Pension Certification	64	Coppotelli/Koett
Outlaw Motorcycle Gangs	16	Kuelper
911 Training Certification	72	Kuelper, Coppotelli
Train Safety Investigation	32	Worcester, Davis, Hall, Jaramillo
Street Gang ID	24	Thomas, Gronlund, Cater
Taser Instructor Recertification	8	Hall, Pilgrim
Taser Instructor Certification	24	Vondra
EMD Spanish	48	Henderson, Dauen
Line Supervisor Training	80	Pilgrim, Wolber
Inv. Domestic Violence	16	Jaramillo
Death by Strangulation Inv.	18	Jaramillo, Wolber, Koett
Department Annual Taser recertification	30	All Patrol Officers
ILCS Statute Update	8	Coppotelli
2012 Drug Trends	8	Hartz

The total training hours for the calendar year was 967 hours.

This is a decrease in 776 hours of training to the Officers and Telecommunicators over last year's numbers. The decreased numbers are due to the cancellation of classes because of lack of officers and overtime issues.

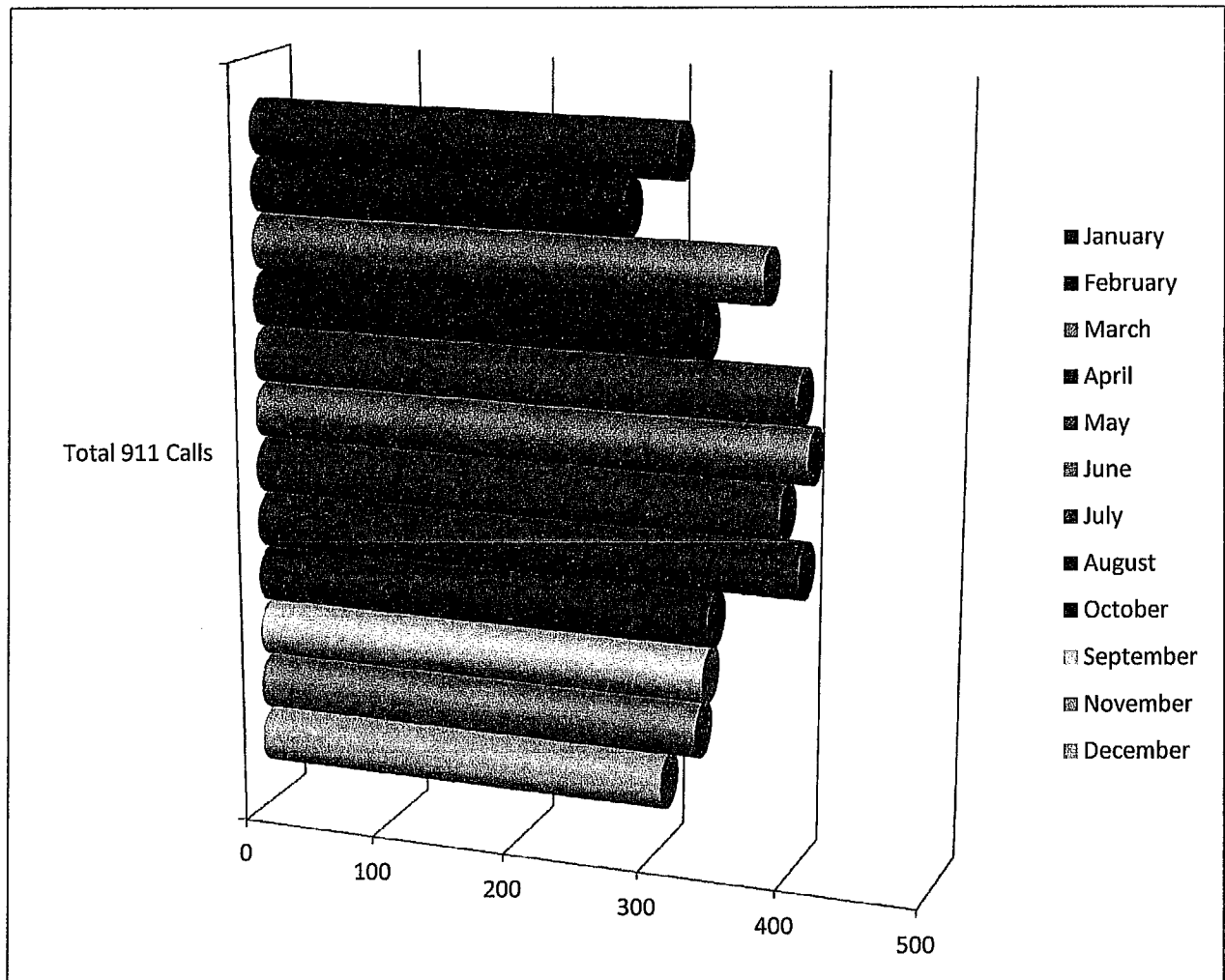
**ROCK FALLS POLICE DEPARTMENT 911 STATISTICS**

**2012**



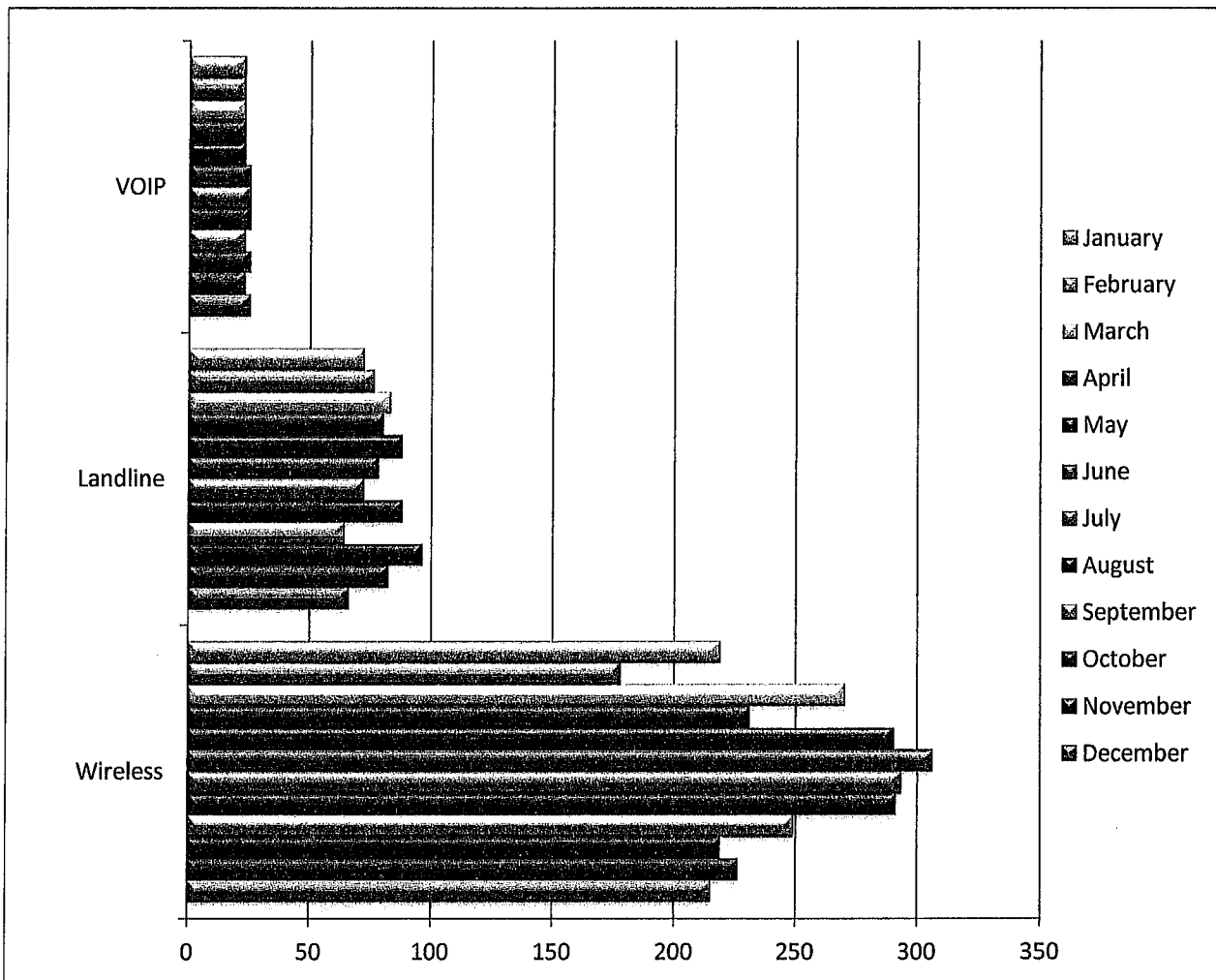
**ROCK FALLS POLICE DEPARTMENT 2012 ANNUAL REPORT**  
**TOTAL CALLS MADE TO 911**

	<b>Wireless</b>	<b>Landline</b>	<b>VOIP</b>	<b>Total Calls</b>
January	219	72	23	314
February	178	76	23	277
March	270	83	23	376
April	231	80	23	334
May	290	88	23	401
June	306	78	25	409
July	293	72	25	390
August	291	88	25	404
September	249	64	23	336
October	219	96	25	340
November	226	82	23	331
December	215	66	25	306
<b>Total Calls</b>	<b>2987</b>	<b>945</b>	<b>286</b>	<b>4218</b>




**ROCK FALLS POLICE DEPARTMENT 2012 ANNUAL REPORT**  
**TOTAL CALLS MADE TO 911**

	<b>Wireless</b>	<b>Landline</b>	<b>VOIP</b>	<b>Total Calls</b>
January	219	72	23	314
February	178	76	23	277
March	270	83	23	376
April	231	80	23	334
May	290	88	23	401
June	306	78	25	409
July	293	72	25	390
August	291	88	25	404
September	249	64	23	336
October	219	96	25	340
November	226	82	23	331
December	215	66	25	306
<b>Total Calls</b>	<b>2987</b>	<b>945</b>	<b>286</b>	<b>4218</b>



# ROCK FALLS POLICE DEPARTMENT VEHICLES

2012



# ROCK FALLS POLICE DEPARTMENT VEHICLES

2012

ID#	Marked Patrol Squads	Current Mileage	Obtained
#2	2007 Ford Crown Victoria Black and White	92,771	New 2007
#3	2008 Ford Crown Victoria Black and White	76,954	New 2008
#4	2008 Ford Crown Victoria Black and White	73,578	New 2008
#5	2008 Ford Crown Victoria Black and White	93,696	New 2009
#7	2010 Ford Crown Victoria Black and White	46,781	New 2008
#9	2012 Ford F150 K-9 Vehicle White	3,475	New 2012