



ANNUAL REPORT

2011

STATE OF POLICE SERVICE

In 2011 the Rock Falls Police Department responded to 16,573 "calls for service", of those, 299 were motor vehicle accidents. The department received a total of 3,763 "E911" calls.

In comparison in 2010 the "calls for service" totaled 16,850; of those, 329 were motor vehicles accidents. The department received a total of 3,471 "E911" calls.

Overtime was down some in patrol but up in telecommunications. In telecommunications this was due to the department being short one Telecommunicator who was out on family medical leave after an in depth surgery from late 2010 to mid 2011. No replacement Telecommunicator was hired and trained until March 2011. In October of 2011 that newly trained Telecommunicator was hired to replace an officer that unexpectedly left the department.

In Patrol one officer who was injured in a fight in 2010 was still out on disability. In January of 2011 another officer was placed on military deployment until December of 2011. With both Officers out of service the overtime increased to cover the busy weekend calls and vacation coverage.

The citizens and businesses of Rock Falls and surrounding communities donated over \$12,000.00 for the purchase and training of a new K-9 to replace Axle. In June of 2011 with the donated money a K-9 (named NERO) was purchased. Sr. Patrolman Jeremy Vondra was selected as the new K-9 handler. Both Jeremy and K-9 Nero left for training in August of 2011 at the Illinois State Police Academy. K-9 handler and NERO graduated in November of 2011 and have been patrolling the streets since.

We continue to stress the need for continuous training. The year 2011 was almost 1000hrs short compared to 2010 in training hours. This is a major concern within the department. I believe we can continue to provide the services the citizens of Rock Falls expect and deserve.

PERSONNEL UPDATE

Resignations:

- September Officer Stephanie Grace (1.5yrs)
October: Telecommunicator Betony Wade (8 mos.)
October: Crossing Guard Walter Creekpaum (13 yrs)

Retirements:

None

Disabilities:

None

Deaths:

- May: Telecommunicator Donna Baxter (20 yrs)
December: Crossing Guard Walter Creekpaum (13 yrs)

Hiring's:

- June: K-9 Nero
September: Betony Wade replacement for Officer Stephanie Grace
October: Alyssa Saxton replacement for Telecommunicator Betony Wade
October Joyce Dall replacement for Crossing Guard Walter Creekpaum

Appointments/Promotions:

None

Staffing Status:

As of December 31st 2011 the department was staffed with 18 Sworn Officers and 7 Telecommunicators. The department's full staffing level is 19 sworn officers and 7 Telecommunicators

One Sworn Officer is on Light Duty pending Disability Hearing

ROCK FALLS POLICE DEPARTMENT
PART 1 OFFENSES
2011

Part 1 OFFENSES:

Those crimes that were chosen as an index, by the Federal government,
to determine the Crime rate nationwide.

OFFENSE	2011	2010	2009	2008	2007	2006
Homicide	2	1	0	5	0	2
Criminal Sexual Assault	20	13	13	16	14	8
Robbery	6	2	2	2	5	2
Agg. Assault and Agg Battery	14	21	159	165	150	158
Burglary	102	83	102	85	94	90
Theft	480	441	495	362	277	236
Motor Vehicle Theft	18	13	13	24	24	26
Arson	3	2	2	2	1	2
Possesion of Cannabis	20	20	19	28	28	42
Possession of Controlled Sub.	10	7	3	9	18	14
Drug Paraphernailia	11	4	8	16	24	17
Resisting a Police Officer	12	10	19	36	unk	unk
Obstructing Justice	3	6	5	27	24	44
TOTALS	701	623	840	777	659	641

ROCK FALLS POLICE DEPARTMENT
PART 1 ARRESTS
2011

Part 1 ARRESTS

Those crimes that were chosen as an index, by the Federal government,
to determine the Crime rate nationwide.

OFFENSE	ADULT	JUVENILE	TOTAL
Homicide	0	0	0
Criminal Sexual Assault	6	1	7
Robbery	4	0	4
Agg. Assault and Agg Battery	13	3	16
Burglary	10	1	11
Theft	11	0	11
Motor Vehicle Theft	0	0	0
Arson	0	0	0
Possession of Cannabis	12	3	15
Possession of Controlled Sub.	8	2	10
Drug Paraphernalia	10	3	13
Resisting a Police Officer	33	2	35
Obstructing Justice	8	0	8
	115	15	130

ROCK FALLS POLICE DEPARTMENT
PART II OFFENSES
2011

Part II OFFENSES:

Those crimes that were chosen as an index, by the government,
of the State of Illinois to determine the Crime rate.

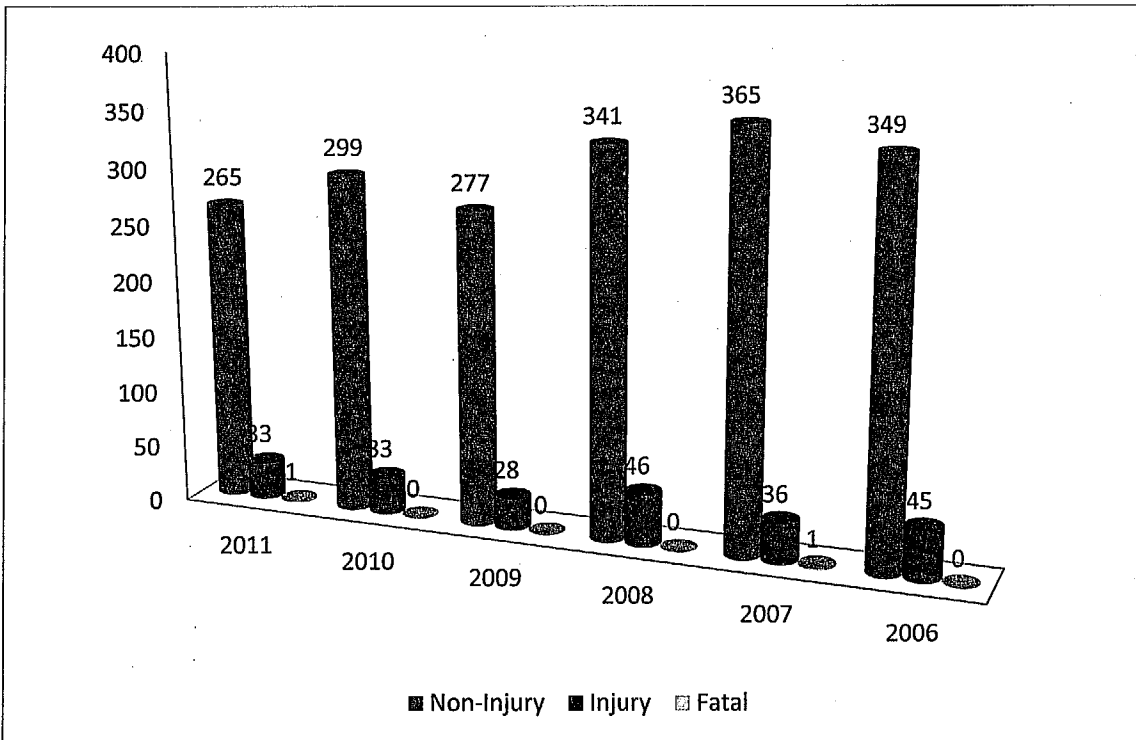
OFFENSE	2011	2010	2009	2008	2007	2006
Deception	88	66	91	76	73	95
Criminal Damage / Trespass	267	303	345	200	275	215
Deadly Weapons Offense	3	12	9	0	2	11
Sex Offenses	23	25	13	11	14	10
Ofenses Involving Children	167	165	112	125	170	214
Cannabis Control Act	20	20	19	26	18	46
Controlled Substance Act	7	7	3	9	20	20
Drug Parapernailia	11	4	36	62	74	72
Motor Vehicle Offenses	1113	1183	1821	1443	1307	1220
Disorderly Conduct	782	789	801	805	799	795
Interference w/ a Police Ofc.	17	16	6	7	15	32
Kidnapping / Abduction	2	1	1	0	2	0
TOTALS	2500	2591	3257	2764	2769	2730

ROCK FALLS POLICE DEPARTMENT

TRAFFIC ACCIDENTS

2011 ANNUAL REPORT

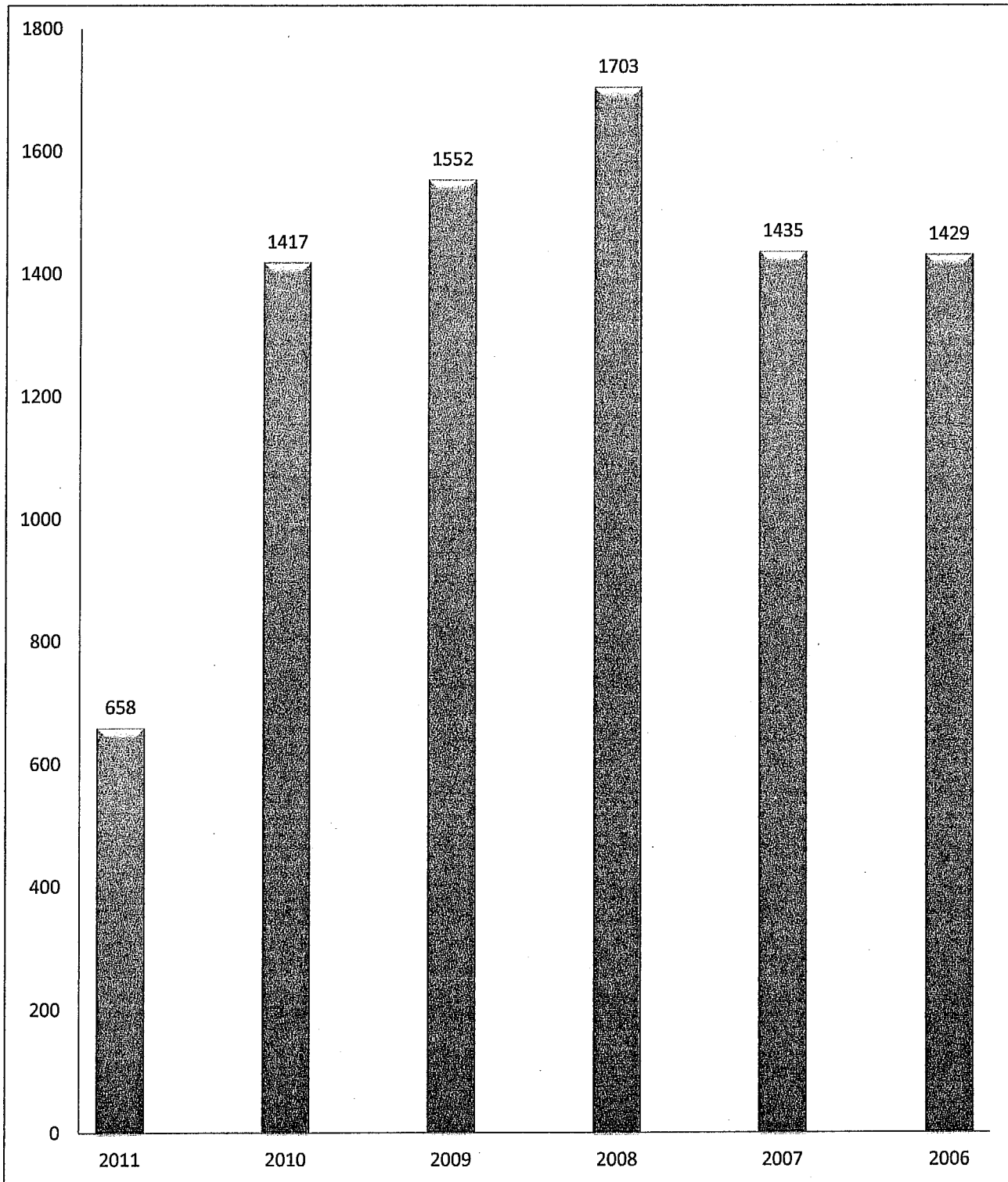
YEAR	2011	2010	2009	2008	2007	2006
Non Injury	265	299	277	341	365	349
Injury	33	30	28	46	36	45
Fatal	1	0	0	0	1	0
TOTALS	299	329	305	387	402	394



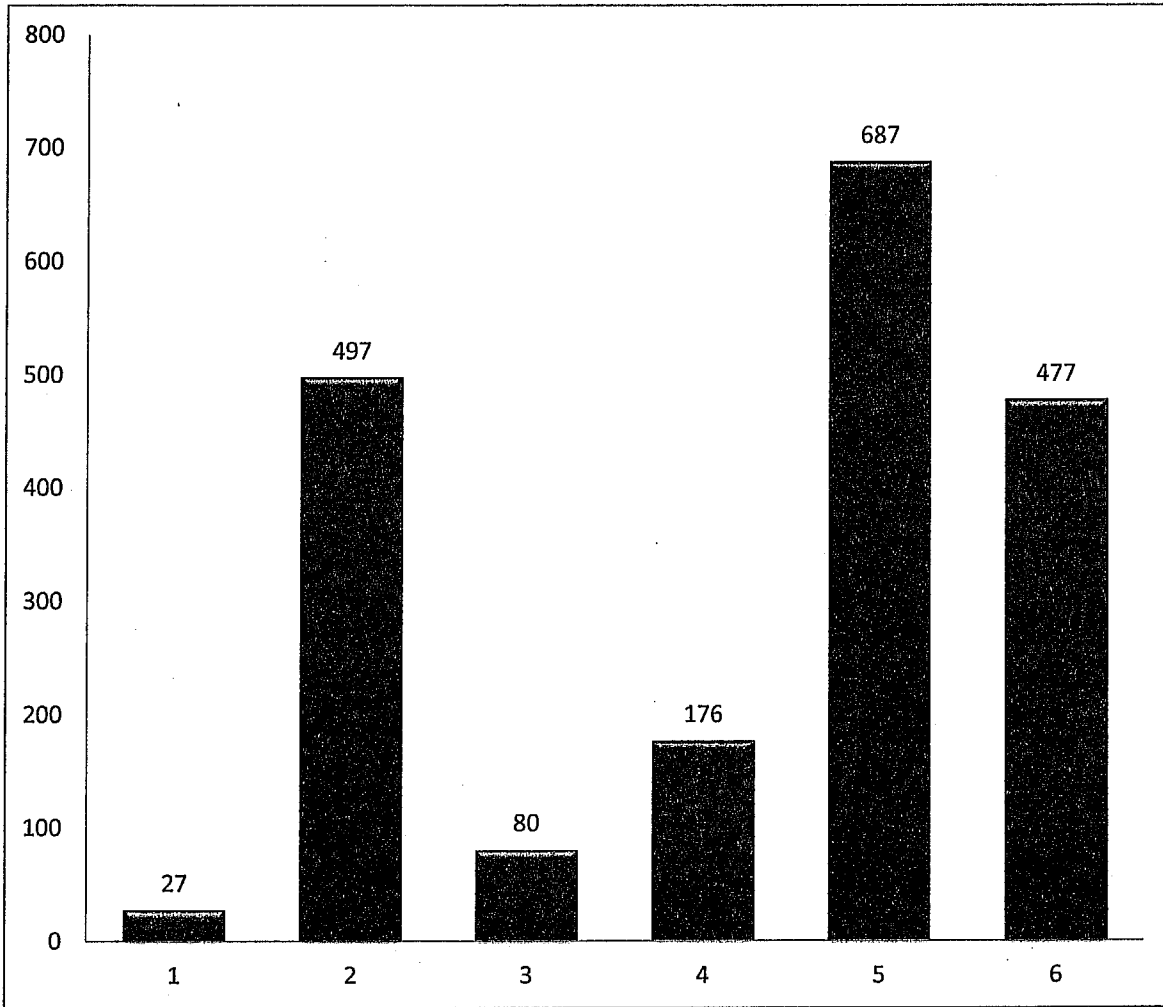
**ROCK FALLS POLICE DEPARTMENT
TRAFFIC ARRESTS
2011 ANNUAL REPORT**

OFFENSE	2011	2010	2009	2008	2007	2006
DUI	47	54	61	52	54	42
OPEN LIQUOR	7	11	11	15	15	39
RECKLESS DRIVING	1	3	2	0	1	6
REGISTRATION OFFENSES	10	48	66	30	41	54
NO INSURANCE	62	67	124	123	98	235
NO DRIVER'S LICENSE	27	38	44	48	26	61
SUSPENDED/REVOKED D/L	75	69	74	83	88	64
FLEEING /ELUDING POLICE	2	5	2	6	4	10
SPEEDING	183	634	655	696	615	414
TRAFFIC SIGN VIOLATIONS	39	73	114	117	64	89
TRAFFIC SIGNAL VIOLATION	48	81	66	116	73	94
IMPROPER LANE USAGE	24	28	46	44	41	49
IMPROPER TURNS	3	2	1	1	12	6
FAILURE TO YIELD	20	36	30	35	49	34
FAILURE TO REDUCE SPEED	32	45	40	53	42	110
EQUIPMENT VIOLATION	6	17	24	49	61	40
SAFETY BELT VIOLATIONS	11	51	121	117	69	33
OTHER VIOLATIONS	61	155	71	118	82	49
TOTALS	658	1417	1552	1703	1435	1429

TRAFFIC ARRESTS since 2006



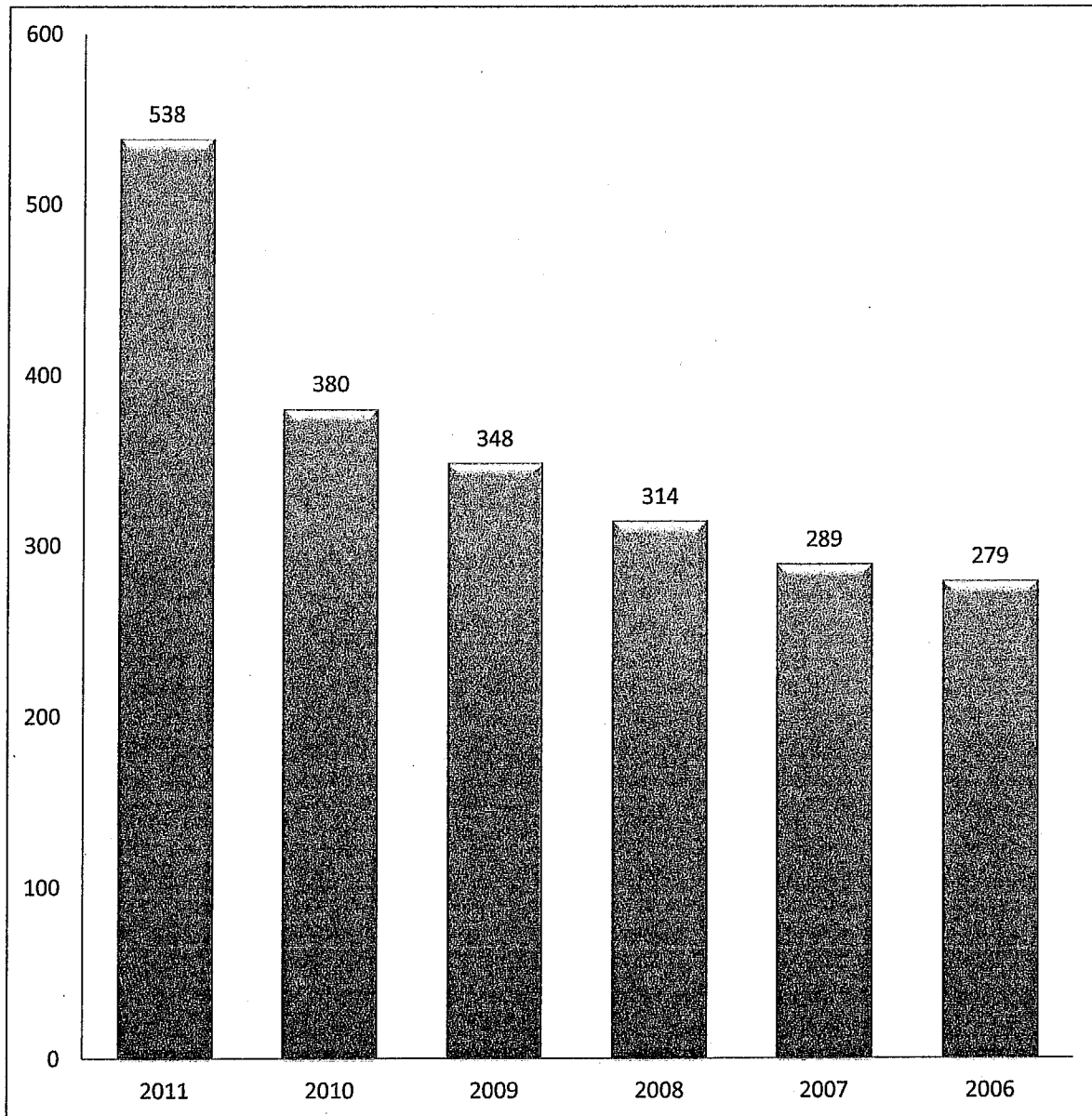
TOTAL ARRESTS FOR 2011



**ROCK FALLS POLICE DEPARTMENT
CITY CITATIONS
2011 ANNUAL REPORT**

OFFENSE	2011	2010	2009	2008	2007	2006
PARKING						
OVERTIME	69	251	79	85	81	112
FIRE HYDRANT	0	0	4	2	1	0
PARKING /FIRE LANE	5	4	32	54	5	0
HANDICAPPED	5	5	4	2	22	10
OTHER	19	67	0	15	0	0
Subtotal	98	327	119	158	109	122
ANIMAL CONTROL						
RUNNING LOOSE	66	6	58	76	104	64
BARKING DOGS	6	5	62	1	0	3
OTHER	0	0	0	0	0	0
Subtotal	72	11	120	77	104	67
ORDINANCE						
GARBAGE	0	6	10	8	22	26
ILLEGAL BURN	18	5	15	4	11	31
VEHICLES	0	6	17	8	26	11
WEEDS	7	0	10	0	2	0
JUNK	27	10	6	7	4	2
TRUANCY	1	0	0	0	0	0
CURFEW	33	0	0	0	0	0
Subtotal	86	27	58	27	65	70
TOBACCO /ALCOHOL						
Tobacco MINOR POSSESSION	7	13	47	49	8	10
Tobacco SELL TO MINOR	1	2	4	3	3	10
Alcohol MINOR POSSESSION	2	0	0	0	0	0
Alcohol CONSUMPTION	16	0	0	0	0	0
Drugs Adult /Juvenile	12	0	0	0	0	0
Drugs PARAPHERNALIA	14	0	0	0	0	0
MISC, CRIMINAL AND VEHICLE	230	0	0	0	0	0
Subtotal	282	15	51	52	11	20
TOTAL VIOLATIONS	538	380	348	314	289	279

City Ordinance Violations



The year 2011 was the first full year of the Municipal Court System

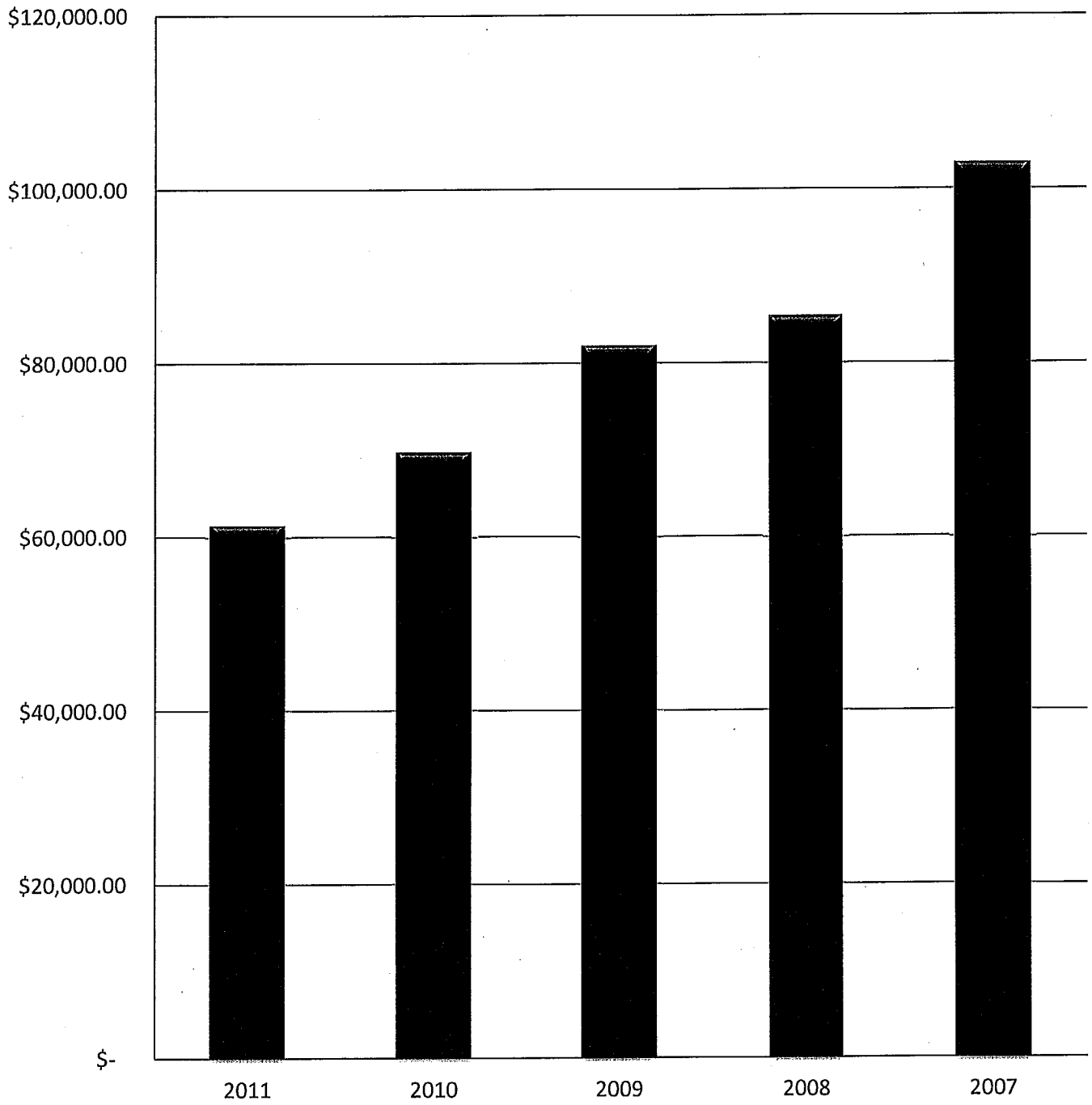
Overtime Parking violations are down because of the passage of the three hour downtown parking ordinances vs the ninety minute parking.

The current fines owed as of 12/31/2011 was \$24,240.00 for all the violations.
The current fines collected as of 12/31/2011 was \$23,100.00 before expenses.
There was twenty-nine cases sent to collections.

**ROCK FALLS POLICE DEPARTMENT
TRAFFIC FINE MONEY RECEIVED FROM COURT CONVICTIONS
2011 ANNUAL REPORT**

MONTH	2011	2010	2009	2008	2007
January	\$ 6,852.81	\$ 7,678.29	\$ 8,694.32	\$ 5,683.30	\$ 11,750.71
February	\$ 5,067.37	\$ 5,779.70	\$ 7,309.02	\$ 6,697.29	\$ 11,779.29
March	\$ 6,508.74	\$ 10,133.08	\$ 6,798.58	\$ 6,617.51	\$ 10,934.27
April	\$ 5,351.99	\$ 4,312.02	\$ 6,199.77	\$ 7,793.93	\$ 12,094.75
May	\$ 5,169.83	\$ 5,236.45	\$ 7,767.08	\$ 10,680.74	\$ 9,004.60
June	\$ 5,620.12	\$ 4,251.52	\$ 6,931.80	\$ 7,349.18	\$ 8,750.18
July	\$ 4,167.19	\$ 4,950.25	\$ 7,643.10	\$ 5,624.35	\$ 6,705.18
August	\$ 6,327.70	\$ 5,406.75	\$ 4,478.88	\$ 10,583.49	\$ 6,573.74
September	\$ 4,124.70	\$ 5,735.02	\$ 7,735.11	\$ 6,154.07	\$ 6,978.90
October	\$ 3,067.62	\$ 4,567.35	\$ 7,753.77	\$ 6,309.61	\$ 6,954.10
November	\$ 5,362.77	\$ 5,126.21	\$ 4,989.75	\$ 4,176.28	\$ 4,959.67
December	\$ 3,715.65	\$ 6,556.79	\$ 5,727.64	\$ 7,682.01	\$ 6,492.11
TOTALS	\$ 61,336.49	\$ 69,733.43	\$ 82,028.82	\$ 85,351.76	\$ 102,977.50

Traffic Fine Money for 5 years

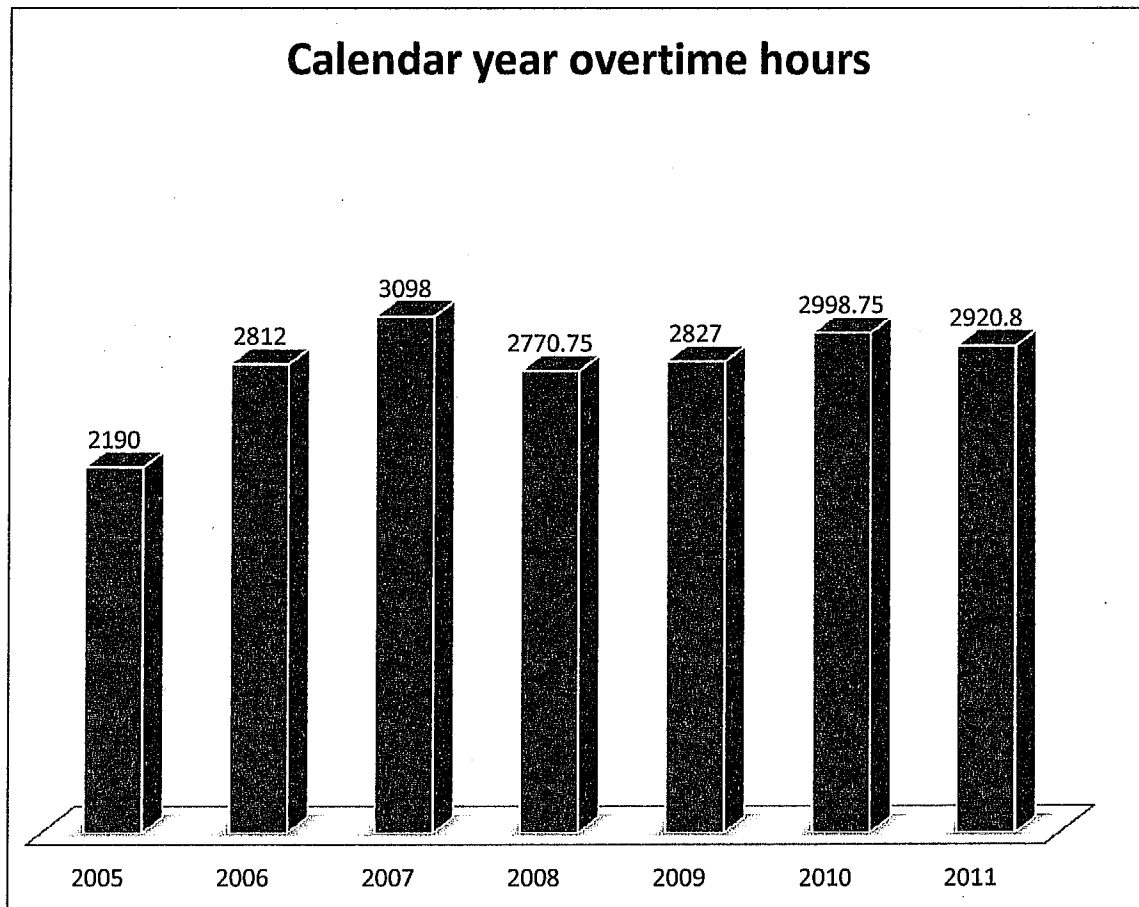


ROCK FALLS POLICE DEPARTMENT

MAJORITY OF CALLS FOR SERVICE

TYPE OF CALLS FOR SERVICE	2010	2011
Deceptive Practices, Fraud, Forgery	66	76
Criminal Damage to Property	225	199
Criminal Trespass to Vehicle, Land, Residence	78	68
Unlawful Use of Weapon, Weapon Calls	12	3
Criminal Sexual Abuse, Misdemeanor Sex Charges	11	18
Child Neglect, Child Abuse, Endangering the life of a child	28	36
Runaways, Curfew, Minors Requiring Authorative Intervention	211	180
Reckless Driving	77	85
Disorderly Conduct, Telephone Harassment	789	841
Fireworks	60	59
Domestic Violence, Domestic Battery, Visitation Violations	329	293
Warrant Arrests, In-state and Out of State	221	341
Assist Other Agencies, City Departments	1700	1498
Alarms (Burglary, Hold Up, Bank, Smoke, Fire)	196	194
Suspicious Auto, Noise, Persons	621	603
Fingerprinting	108	131
Animal Calls (Dog, Strays, Bites, other)	350	395
Mental Health Problems (Suicides, Attempts, Assists)	72	54
Sex Offender Registration	183	149
Motorists Assists, Traffic Control, Escorts	198	323
Vehicle Lock Outs	142	203
Civil Complaints	460	430
Public Complaints	347	276
Medical Assists	166	153
Follow Up to Calls, Investigations	1394	1373
Ordinances	493	493
TOTAL	8713	8474

	2005	2006	2007	2008	2009	2010	2011
January	138.5	249.25	211	183	236.75	101	279
February	145.75	190.25	163	227.5	167	121.25	286
March	152.25	240.5	276.25	153.5	202.5	281.75	237.75
April	271.75	199.75	152.25	231	292.75	318.5	187.5
May	116.5	181	189.5	268.25	198.5	367.75	249.75
June	215.75	156.5	341	217.75	268.25	286.75	133.5
July	268.5	175.5	400.5	256	267.75	207.75	156
August	167.5	286.75	282.75	253.25	299.5	98.25	241
September	240.25	278.75	235.5	253	349.5	293.25	260.75
October	183	383.25	285.5	272.75	262.25	312.75	375.25
November	124.25	250.25	245	200	162	297	313.25
December	166	220.25	315.75	254.75	120.25	312.75	201
	2190	2812	3098	2770.75	2827	2998.75	2920.8



OVERTIME IS BROKEN DOWN INTO TEN CATEGORIES. THEY ARE: COURT, SHIFT COVERAGE, RADIO COVERAGE, TRAINING, DOUBLEBACK, EXTENDED TOUR EMERGENCY CALL OUT, TEMPORARY ASSIGNMENT PAY, OTHER AND DEPARTMENT DETAILS. VACATION, TIME OFF AND SICK TIME COVERAGE INVOLVES THE MOST OVERTIME WHEN THE DEPARTMENT IS NOT FULLY STAFFED. THE YEAR 2005 WAS THE LAST YEAR THE DEPARTMENT WAS FULLY STAFFED AND HAD NO MAJOR WORK RELATED INJURIES.

ROCK FALLS POLICE DEPARTMENT 2011 ANNUAL REPORT
TOTAL CALLS MADE TO 911

	Wireless	Landline	Total Calls
January	175	84	259
February	201	55	256
March	241	56	297
April	255	67	322
May	268	85	353
June	246	97	343
July	262	68	330
August	236	80	316
September	221	94	315
October	246	91	337
November	239	79	318
December	234	83	317
Total Calls	2824	939	3763

